




FLOVAC® IN DETAIL




VACUUM CONNECTOR - The vacuum source coming from the plant or from electrical suction machine must be connected to the Vacuum port through simple PC autoclavable connector fitting suction hose for easy, simple, fast and safe FLOVAC® container connection and disconnection.



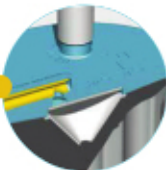
TANDEM PORT - The TANDEM port allows the connection in cascade of many containers, each one having its suction source. A plug integrated in the lid can close and seal this port in case of use of one single container.



PATIENT PORT - The PATIENT port allows suction of fluids containing bones fragments once the elbow connector is removed.



VACUUM PORT - this connection to the vacuum source is conical - to guarantee a perfect contact sealing, and simplify connecting and removing, and "female" to avoid any misconnection with patient "male" port. This possibility exists in case of new FLOVAC® system installations or when new health staff starts practising with the system. The different ports connection helps to avoid this possibility.



FILTER - FLOVAC® disposable containers fit in the lid a GORE® Medical Membrane hydrophobic filter, acting as overflow valve and giving full antibacterial, anti-foaming, and electrosurgical smoke protection.